



Orientation means Safety
World's finest photoluminescent products



ICELIGHTTM

(By CONVERGE)



ICE LIGHT : Code complaint products.

Engineered to last, Designed to save lives.

ICELIGHT Photoluminous signs are approved by NBC-2005 & RS6-1 and 6-1A, for emergency evacuation & fire equipment marking.

ICELIGHT Photoluminous signs are a failsafe technology requiring no electrical backup and are zero maintenance products. They can be used in a number of places where it is not feasible to use electrical signs. As per NY-6 PL exit path marking will aid in evacuation from a building in the event of failure of both power and the backup power to the Lighting & illuminated Exit signs.

(Photoluminous material is charged by exposure to light & will emit Luminance after the activating light source is unavailable.)

The markings covered by these Photoluminous signs are not designed to provide enough light to illuminate a dark egress path but rather will provide luminescent signs & outlines of the egress path, stairs, handrails, obstacles & fire equipments location, so that the occupants can discern these egress path elements in dark situation.

The markings are generally required to be located at a low location in case of smoke & can be readily seen, such as in a crowd situation.

Photoluminous signs are in addition to & not a substitute to other signages, such as electrically illuminated exit signs with electrical backup power.

ICELIGHT products are high performance rugged products with a long life.

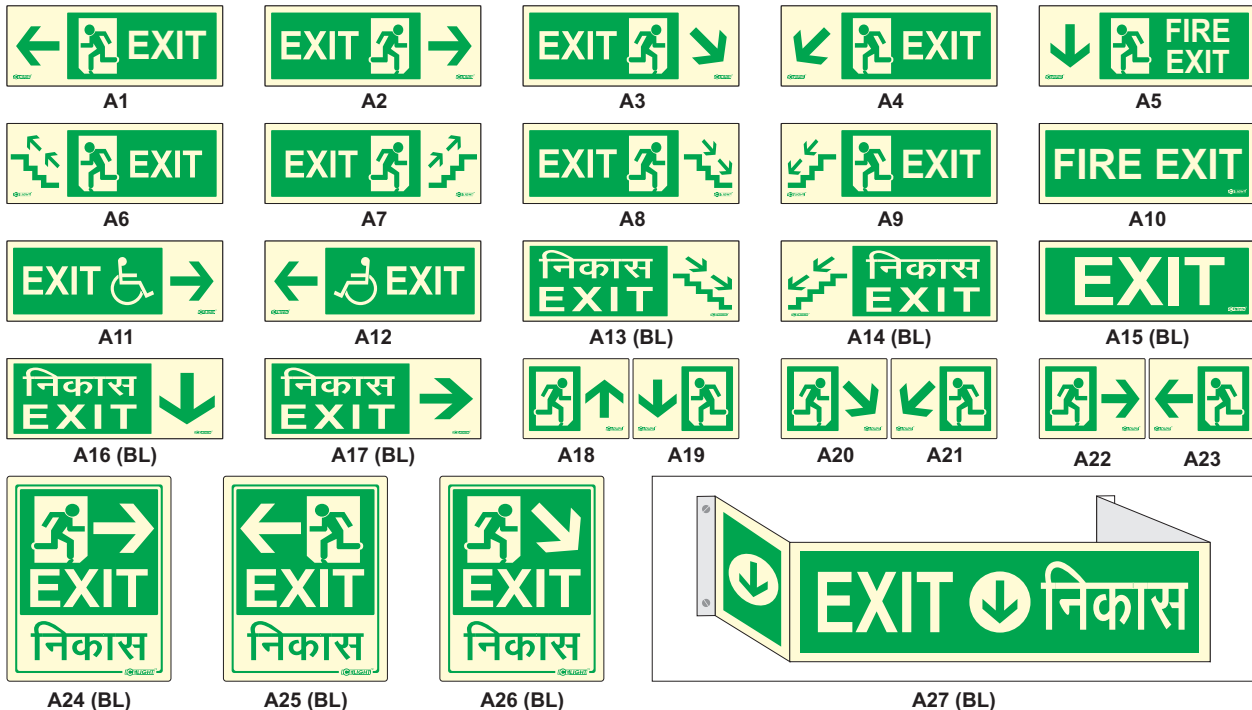
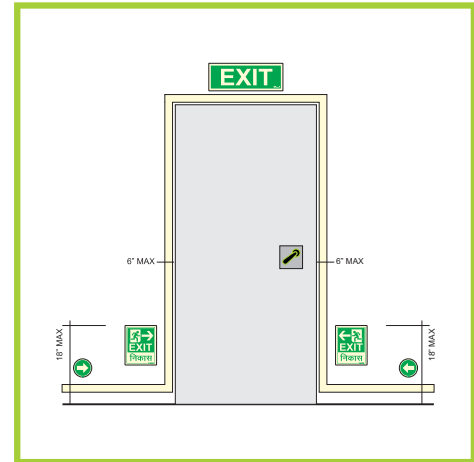
Their salient features being:-

- High BR rating of 358 (10) - 55(60) - 44(90)
- Use of lab certified pigments from Honeywell
- Duxone protection resulting in an almost scratch proof surface - ideal for public place.
- Aluminium base with 50-100 micron LUMILUX coating for sign plates with exceptional luminescence of high strength & UV resistance.
- LEXAN base polycarbonate tapes for doorway, pathmarking & use of industrial adhesives for trouble-free INSTALLATION on nearly all types of surfaces.

A. EXIT PATH SIGNAGE.

Directional & Door signage.

- Doors opening to exits of exit passageways.
- Doors opening to corridors where such Corridors act as required exit passageways connecting two vertical exits.
- Doors serving as horizontal exits.
- Stairwell exits.
- Transfer levels and wherever egress direction in not clear.

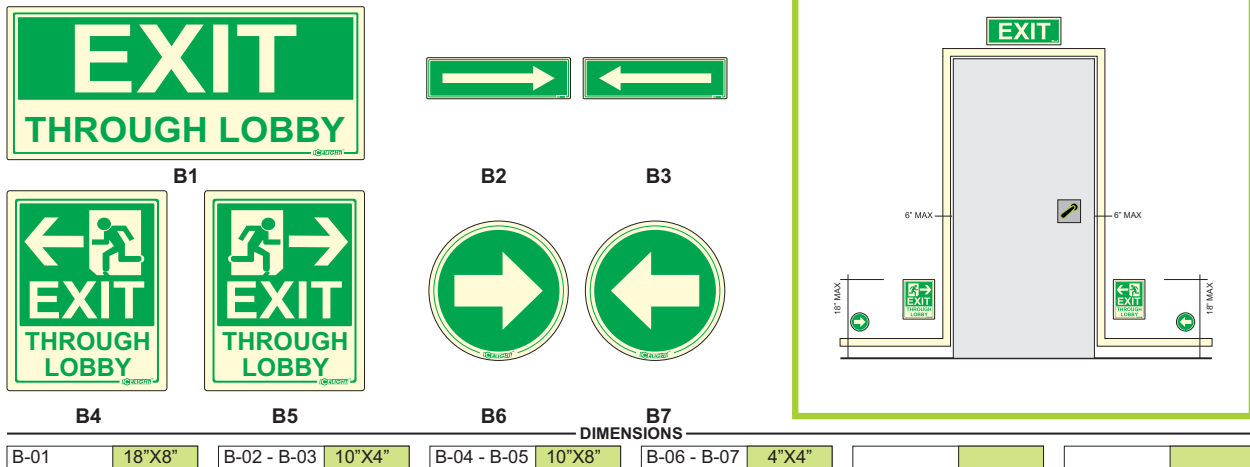


DIMENSIONS

A-01 - A-17	18"X6"	A-18 - A-23	6"X4"	A-24 - A-26	10"X8"	A-01 - A-20	38"X6"			
-------------	--------	-------------	-------	-------------	--------	-------------	--------	--	--	--


B. EXIT THROUGH LOBBY.

Intermediate exit door leading to a street level lobby are required to be marked accordingly.



C. EXIT THROUGH STAIR.

Intermediate exit door leading to a street level stairs are required to be marked accordingly.



D. FINAL EXIT

Door leading directly to the exterior are required to be marked as final exit doors.



D1



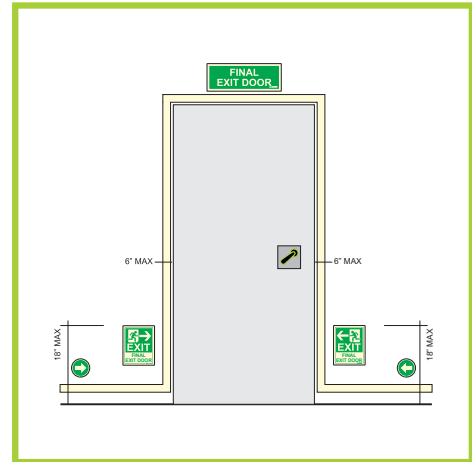
D2



D3



D4



DIMENSIONS

D-01 - D-02	10"X8"	D-03	18"X6"	D-04	18"X8"				
-------------	--------	------	--------	------	--------	--	--	--	--

E. NOT AN EXIT.


Not An Exit signs are required to be placed on doors along the egress path that lead to dead ends, such as mechanical rooms and storage closets.



E1



E2

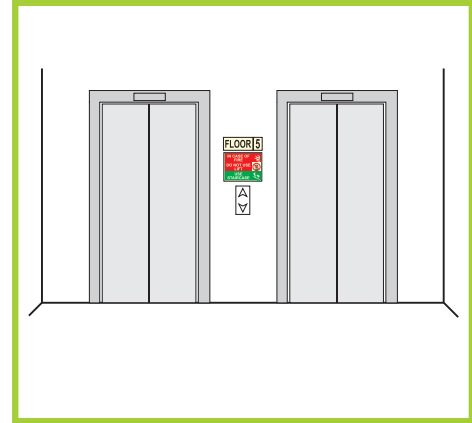
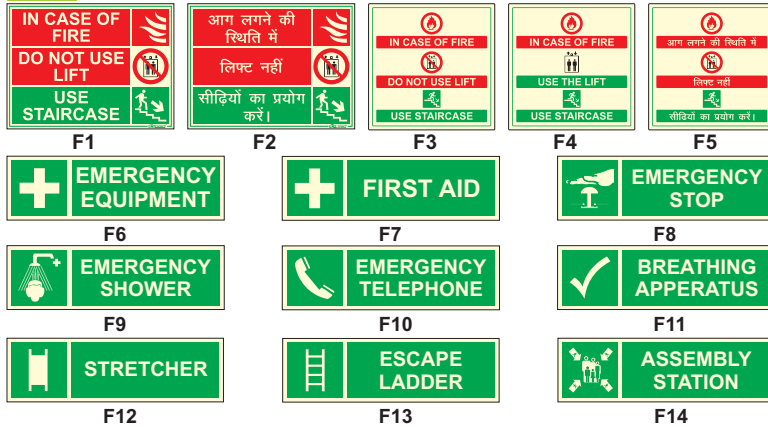


DIMENSIONS

E-01 - E-02	10"X8"								
-------------	--------	--	--	--	--	--	--	--	--

F. LIFT SIGNS.

The lift sign should be fitted in all lift lobbies to remind people not to use these in case of fire evacuation. As it is photoluminescent, it can also be read in the dark.

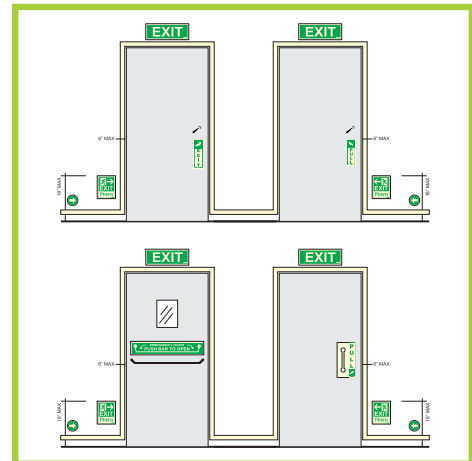
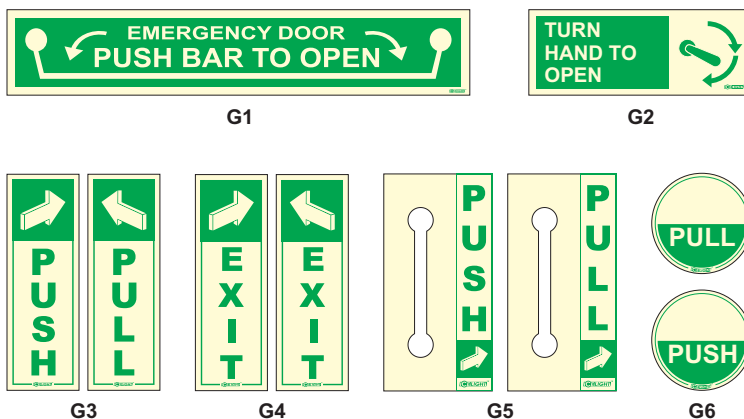


DIMENSIONS

F-01 - F-02	10"X8"	F-03 - F-05	8"X8"	F-06 - F-14	18"X8"			
-------------	--------	-------------	-------	-------------	--------	--	--	--

G. DOOR HARDWARE SIGNS.

Door hardware of all intermediate and final exit doors requires marking behind, immediately adjacent to, or on the door handle.

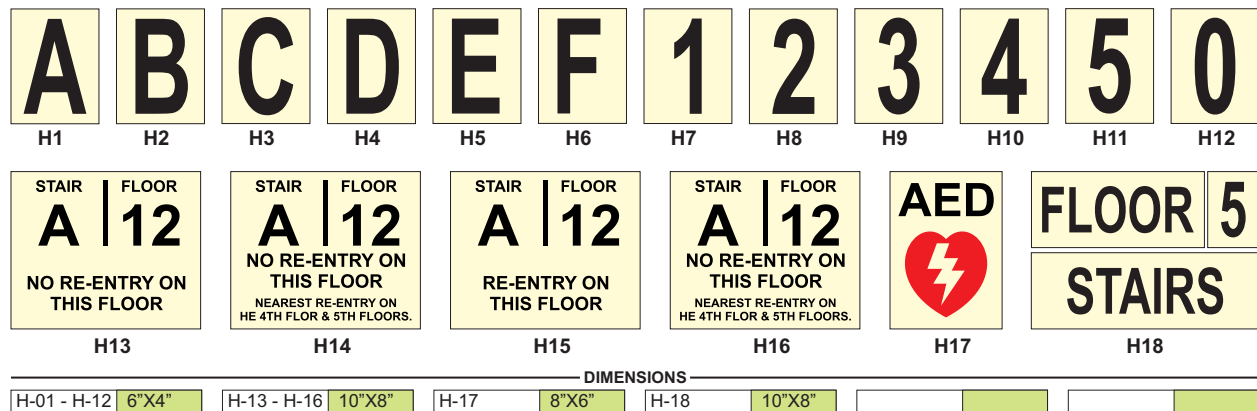


DIMENSIONS

G-01	24"X4"	G-02	18"X6"	G-03 - G-04	2"X6"	G-05	4"X8"	G-06	4"X4"	G-06	3"X3"
------	--------	------	--------	-------------	-------	------	-------	------	-------	------	-------

H. INFORMATION SIGNS.

An information sign is a very legibly printed and very noticeable placard that informs people of the purpose of an object, or gives them instruction on the use of something. These sign are to be put in all staircase wells & floor landing to guide people in case of a fire evacuation.

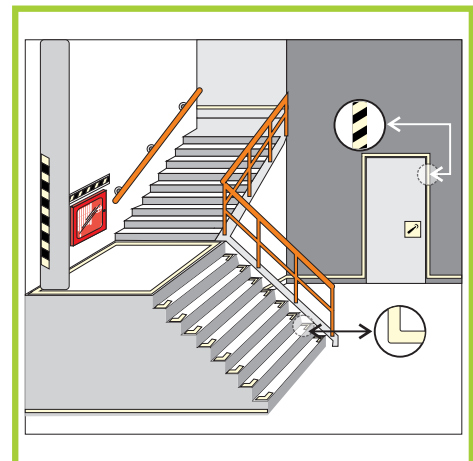
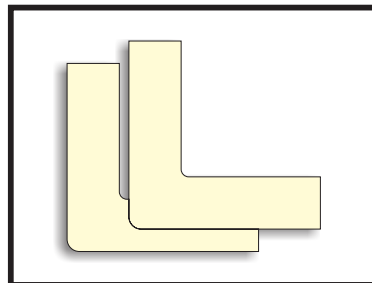



I. DOOR FRAME MARKING & WAY FINDING TAPE.

Obstacles that protrude into the egress path-such as stand pipes, hose cabinets, wall projections, and restricted height areas- are required to be outlined with appropriate markings.

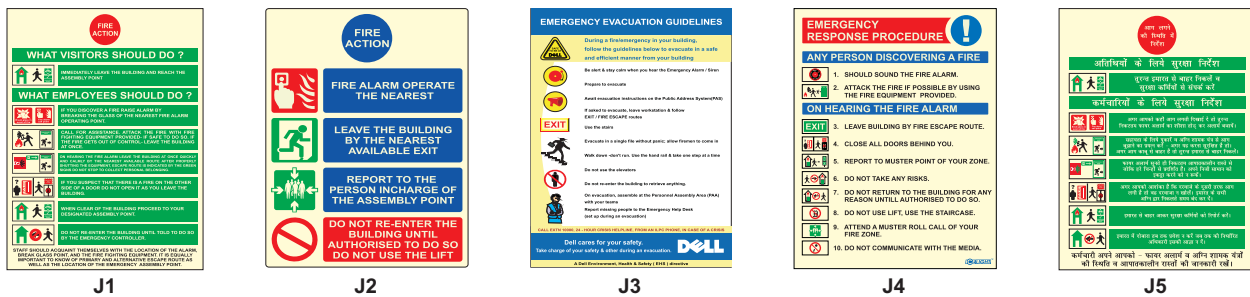
L- Shaped stair marking are allowed as side edge markings on both horizontal sides of each step.

These tapes can also be used to outline door & on exit path.



J. FIRE ACTION.

At all times, your staff and visitors should be able to see fire signs clearly and easily. Well-positioned, quality signs can save time and ultimately, help save lives. Fire action signs give both your staff and your customers or visitors clear instructions on what to do in the event of an emergency. They are essentially poster which uses a variety of fire signs and conventions on one convenient point of reference.

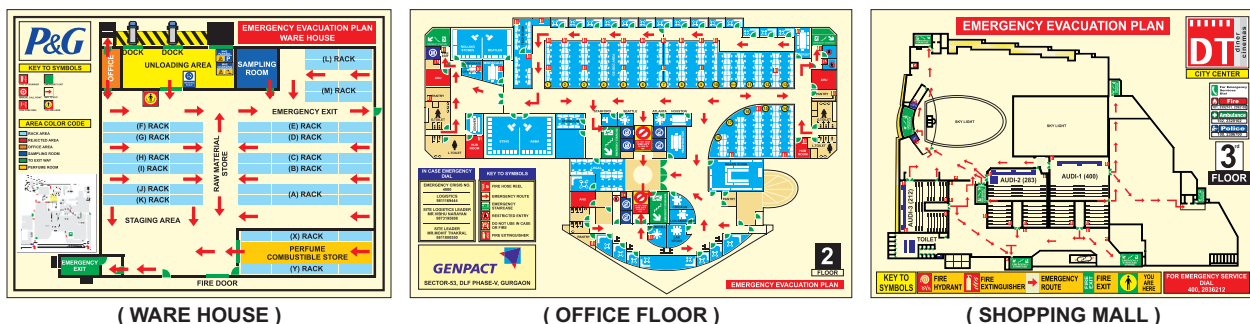


DIMENSIONS									
J-01 - J-05	18"X14"	J-01 - J-05	18"X24"	J-01 - J-05	24"X36"				

K. EMERGENCY LAYOUT

Escape route plans make people aware of the escape route & the nearest exits available to them from their current location in addition to location of :-

- Emergency exits.
- Fire fighting equipment
- Hazardous area / any other details which you may require.



DIMENSIONS									
LAYOUT	18"X24"	LAYOUT	24"X36"						

L. FIRE EQUIPMENT SIGNS.

At time of emergency these signs enable people to access fire equipments for use in condition of total darkness and also give instruction for operation & their correct applications.




DIMENSIONS

L-01 - L-06	10"X8"	L-07 - L-12	8"X8"	L-13 - L-14	14"X8"	L-15 - L-18	6"X4"	L-19 - L-22	10"X4"	L-23 - L-30	18"X8"
-------------	--------	-------------	-------	-------------	--------	-------------	-------	-------------	--------	-------------	--------

We manage all phases of signage projects. From analysis and planning to design fabrication, installation and maintenance. We work with clients to ensure programmes are implemented with overall budgetary, scheduling and quality objectives.

Headquartered in New Delhi, "ICELIGHT" is the leading Photoluminescent signage provider specializing in DESIGN, MANUFACTURE, EXECUTION and MANAGEMENT of Photoluminescent sign systems of International standards.

We have experience of working across a wide Range of Businesses.



ICELIGHTTM

Regd. Office : EA 336, SFS Flats, Maya Enclave, Delhi - 110064,
 Works : 396 / 31 A, Onkar Nagar B, Tri Nagar, Lawrence Road, Delhi - 110035.
 E-mail : marketing@convergedesign.co.in, Visit us at : www.convergedesign.co.in,
 Mobile : 0-9810031155, Ph : 011/27384957.